

2-Way Compact PA Wall Speakers



8"×1"

SMX-902/902T

90 WATTS

- High fidelity 2-Way speaker system in compact & elegant black plastic housing.
- Comprises of a Polypropylene Woofer and a Titanium Dome Tweeter.
- SMX-902 is a low impedance 8W speaker.
- SMX-902T is meant for use on 100V line with power taps of 90W, 60W & 30W.
- Easy power tap selection through a slotted rotary switch knob at the rear.
- U type bracket for convenient wall mounting of the speaker.
- Ideal for various background music &



6½"×1"

SMX-602/602T

60 WATTS

- High fidelity 2-Way speaker system in compact & elegant black plastic housing.
- Comprises of a Polypropylene Woofer and a Titanium Dome Tweeter.
- SMX-602 is a low impedance 8W speaker.
- SMX-602T is meant for use on 100V line with power taps of 60W, 30W & 15W.
- Easy power tap selection through a slotted rotary switch knob at the rear.
- U type bracket for convenient wall mounting of the speaker.



4"×1"

SMX-302/302T

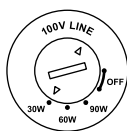
30 WATTS

- High fidelity 2-Way speaker system in compact & elegant black plastic housing.
- Comprises of a Polypropylene Woofer and a Titanium Dome Tweeter.
- SMX-302 is a low impedance 8W speaker.
- SMX-302T is meant for use on 100V line with power taps of 30W, 15W & 7.5W.
- Easy power tap selection through a slotted rotary switch knob at the rear.
- U type bracket for convenient wall mounting of the speaker.
- Ideal for various background music &

2 WAY

100V

8 Ohms

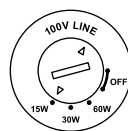


Power Tap Selection SMX-902T

2 WAY

100V

8 Ohms

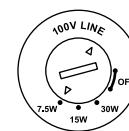


Power Tap Selection SMX-602T

2 WAY

100V

8 Ohms



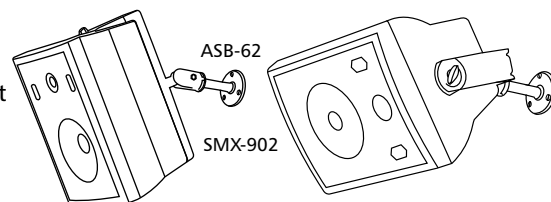
Power Tap Selection SMX-302T

ASB-62

MOUNTING BRACKET



- Strong, sturdy & rugged wall mounting bracket in cast aluminium.
- Allows easy swivelling of the speaker system in all directions.



SPECIFICATIONS	SMX-902/902T	SMX-602/602T	SMX-302/302T
INPUT POWER	90W RMS	60W RMS	30W RMS
POWER TAPS	90W, 90/60/30W	60W, 60/30/15W	30W, 30/15/7.5W
IMPEDANCE/VOLTAGE	8Ω, 100V	8Ω, 100V	8Ω, 100V
FREQUENCY RESPONSE	55-20,000Hz	55-20,000Hz	80-20,000Hz
SPL at 1kHz (1W/1m)	90dB	88dB	86dB
SPEAKER	Woofer 200mm (8") Tweeter 25mm (1")	Woofer 163mm (6 ½") Tweeter 25mm (1")	Woofer 100mm (4") Tweeter 25mm (1")
DIMENSIONS	W280 × H380 × D220 mm	W230 × H300 × D200 mm	W165 × H225 × D150 mm
WEIGHT	4.43kg/5.70kg	3.10kg/3.65kg	2kg/2.5kg