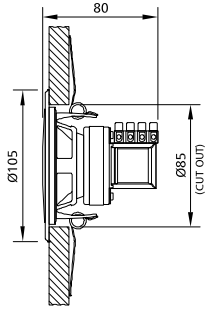




## PF-3B03T

This is an ultra-compact ceiling speaker designed to fit in almost any location especially where space is limited.

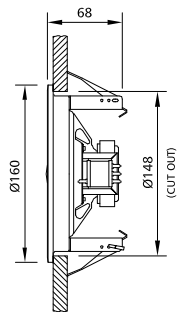
- 3" Full Range Speaker, 6W/100V.
- Easy mounting with spring mounting clamps.
- For speech and background music.
- Ideal for [Shops...](#) [Hotel Rooms...](#) [Boutiques...](#)



## CS-451T

Compact ceiling speaker with clamps to flush mount without screws.

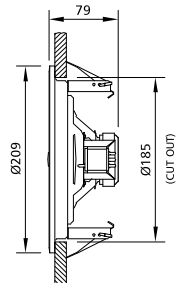
- 5" Full Range Speaker, 4W/100V.
- Easy mounting with spring loaded wing clamps.
- Stylish plastic grille in white colour.
- Ideal for [speech and music in Hotels...](#) [Restaurants...](#) [Offices...](#)



## CS-663T

High quality flush mount ceiling speaker.

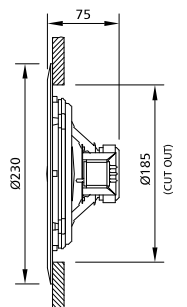
- 6" Full Range Speaker, 6W/100V.
- Easy selection of power taps through change of receptacle on 100V LMT.
- Aesthetically designed plastic grille and easy mounting with spring loaded clamps.
- Ideal for [Hotels...](#) [Shopping Malls...](#) [Offices...](#)



## CS-662T

High quality flush mount ceiling speaker for indoor public address and background music installations. Screw mounting grille.

- 6" Full Range Speaker, 6W/100V.
- ABS plastic grille with attractive design.
- Easy selection of power taps through change of receptacle on 100V LMT.
- Ideal for [Hotels...](#) [Shopping Malls...](#) [Offices...](#)



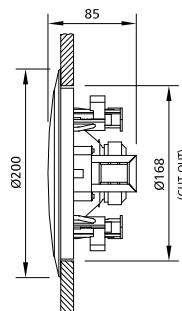
SPECIFICATIONS	PF-3B03T	CS-451T	CS-663T	CS-662T
INPUT POWER	6W RMS	4W RMS	6W RMS	6W RMS
POWER TAPS ON 100V	6/3/1.5W	4/2/1W	6/3/1.5W	6/3/1.5W
IMPEDANCE	1.6k/3.3k/6.6kΩ	2.5k/5k/10kΩ	1.6k/3.3k/6.6kΩ	1.6k/3.3k/6.6kΩ
FREQUENCY RESPONSE	70-15,000Hz	80-15,000Hz	60-15,000Hz	60-15,000Hz
SPL at 1kHz (1W/1m)	85dB	92dB	92dB	92dB
DIMENSIONS	ø105 × H80 mm	ø160 × H68 mm	ø209 × H79 mm	ø230 × H75 mm
WEIGHT	0.47kg	0.50kg	0.85kg	0.85kg

# PA Ceiling Speakers

## CS-5061T

High quality flush mount ceiling speaker with stylish grill and frame, which integrate wonderfully well with all interiors. Clear and clean sound for speech and music.

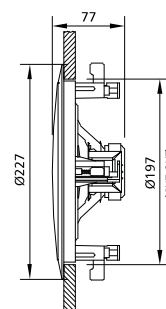
- 5" Full Range Speaker 6W/100V.
- Beautiful powder coated aluminium mesh grille and moulded plastic frame.
- Easy selection of power taps through change of receptacle on 100V LMT.
- Superbly engineered for simple and safe installations.



## CS-6081T

High quality flush mount ceiling speaker with stylish grill and frame, which integrate wonderfully well with all interiors. Clear and clean sound for speech and music.

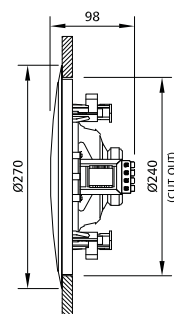
- 6" Full Range Speaker 8W/100V.
- Beautiful powder coated aluminium mesh grille and moulded plastic frame.
- Easy selection of power taps through change of receptacle on 100V LMT.
- Superbly engineered for simple and safe installations.
- Ideal for Offices... Restaurants... Hospitals... Shopping Malls... Hotel... Gymnasiums...



## CS-8151T

High quality flush mount ceiling speaker with stylish grill and frame, which integrate wonderfully well with all interiors. Clear and clean sound for speech and music.

- 8" Dual Cone Full Range Speaker, 15W/100V.
- High fidelity and excellent frequency response.
- Easy selection of power taps through change of receptacle on 100V LMT.
- Superbly engineered for simple and safe installations.
- CS-8151T is a right choice for HIGH CEILING.
- Ideal for Offices... Restaurants... Hotel... Hospitals... Shopping Malls... Gymnasiums...



## FIRE DOME CEILING SPEAKER

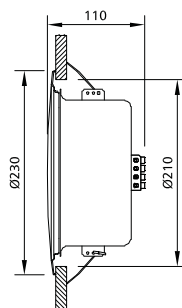


## CSF-6061T

High quality fire dome ceiling speaker with an aesthetically designed metal frame and a protective metal dome.

- 6" Full Range Speaker 6W/100V.
- Metal fire dome which can prevent the fire from entering into the false ceiling through the loudspeaker.
- 100V line operation with easy power tap selection through an external terminal block
- Spring loaded clamps for quick and simple mounting.

Ideal for Hotels... Offices... Shopping Malls...



SPECIFICATIONS	CS-5061T	CS-6081T	CS-8151T	CSF-6061T
INPUT POWER	6W RMS	8W RMS	15W RMS	6W RMS
POWER TAPS ON 100V	6/3/1.5W	8/4/2W	15/10/5W	6/3/1.5W
IMPEDANCE	1.6k/3.3k/6.6kΩ	1.25k/2.5k/5kΩ	670/1k/2kΩ	1.6k/3.3k/6.6kΩ
FREQUENCY RESPONSE	60-15,000Hz	60-15,000Hz	55-16,000Hz	60-15,000Hz
SPL (1W/1M)	92dB	92dB	93dB	92dB
DIMENSIONS	ø200 × H85 mm	ø227 × H77 mm	ø270 × H98 mm	ø230 × H110 mm
WEIGHT	0.75kg	0.78kg	1.25kg	1.27kg